

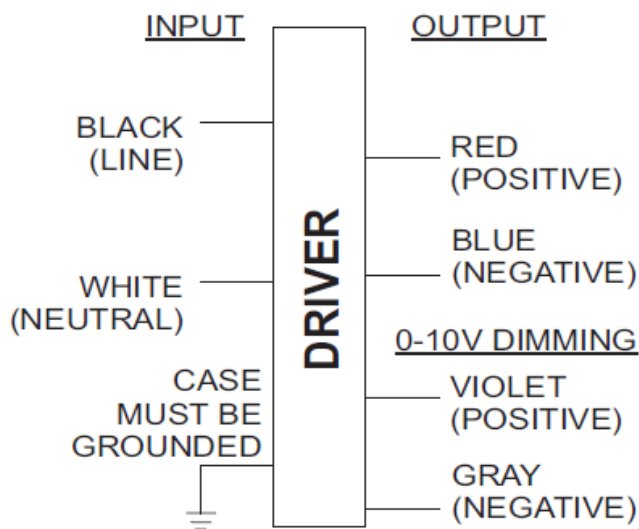
## LEDINTA1500C100DOM

### Electrical Specifications

Brand Name	XITANIUM
Description	XITANIUM 150W 1.5A 0-10 GL-F sXt
Input Voltage	120~277
Input Frequency	50/60Hz
RoHS	Yes
Status	Active

Output Power (W)	Output Voltage (V)	Output Current (A)	Efficiency@ Max Load		Max Case Temp. (°C)	Input Current		Max. Input Power (W)	Inrush Current (A <sub>in</sub> /50%-µs)		THD @ Max Load (%)	Power Factor @ Max Load	Surge Protection Common/Diff (KV)	Weight (Lbs/kgs)	Envir. Protection Rating
			120V	277V		120V	277V		120 Vin	55/ 160					
150	30 ~ 100	1.50	120V	277V	80 °C	120V	277V	166	120 Vin	55/ 160	20	>0.95	3/3	2.8/ 1.27	UL Dry & Damp
			91.5	92.0		1.39	0.60		277 Vin	125 / 160					

#### Wire Diagram



Input and output use lead-wires.  
Lead-wires are 18AWG 105C/600V solid copper.

#### Lead Length

Input: Black 270mm (±30mm), White 270mm (±30mm)  
Output: Red 270mm (±30mm), Blue 270mm (±30mm)  
Dimming: Violet 270mm (±30mm), Gray 270mm (±30mm)

Dimming Method	Dimming Range	Minimum Output Current (A)	Min (typ). Output Power(W)	Other Comments
1-10V Isolated	10% ~ 100%	0.150		Dimming source current: 150 µA

#### Enclosure



	in. (mm)
Case Length	8.38 (211.1)
Case Width	2.35 (59.1)
Case Height	1.47 (37.1)
Mounting Length	9.0 (226.2)
Mounting Width	1.7 (42.9)
Overall Length	9.54 (240.5)

RoHS COMPLIANT



UL US

Power Unit  
Dry & Damp  
location



Revised 04/09/2012

### PHILIPS LIGHTING ELECTRONICS N.A.

10275 WEST HIGGINS ROAD · ROSEMONT, IL 60018

Tel: 800-322-2086 · Fax: 888-423-1882 · www.philips.com/advance

Customer Support/Technical Service: 800-372-3331 · OEM Support: 866-915-5886



## Electrical Specifications

<b>LEDINTA1500C100DOM</b>	
Brand Name	XITANIUM
Description	XITANIUM 150W 1.5A 0-10 GL-F sXt
Input Voltage	120~277
Input Frequency	50/60Hz
RoHS	Yes
Status	Active

<b>Product Data</b>	
Order code	LEDINTA1500C100DOM
Full product code	LEDINTA1500C100DOM
Full product name	Xitanium 150W 1.5A 0-10 GL-F sXt
Net weight per piece	1.27 KG / 2.8 lbs
Interfaces	1-10V Dimming
Ambient Temp Range	-40C to +55C
Corresponding Tcase	-15C to +80C
Cycling Temperature	-20C to -40C limited to (400cycles max)
Line Voltage	120-277V
Line Current	1.39A @ 120V, 0.6A @ 277V
Line Frequency	50/60Hz
Envir. Protection Rating	UL Dry * Damp
Life @ TC 65C	100000 hr [nom] refer to graph below
Life @ TC 75C	50000 hr [nom] refer to graph below
Suitable for Outdoor use?	Yes
Max TC	80C
Inrush current Width	Refer to table
Maximum ballast number on MCB 16A	11 [max]
Input Over-voltage	Can survive input over-voltage stress of 320VAC for 48 hours and 350VAC for 2 hours
LED Current Tolerance	+/- 50mA
Earth leakage current	0.7 mA [max]
Mains voltage safety (AC)	+/-10%
Mains voltage performance (AC)	+/-10%
Min. Mains voltage operational	108 V [min]
Output peak voltage	118V [max]
Output Current ripple	30% @ 1500 mA (ripple = pk-pk/avg)
THD total	< 20%
THD 3 <sup>rd</sup> Harmonic	< 15%
PF @ Max Load	>0.95
Wire Isolation	All wires are Double isolated to ground
Protections	Short Circuit and Open Circuit Protection for LED + and LED-
Standby power	NA

Revised 04/09/2012

**PHILIPS LIGHTING ELECTRONICS N.A.**  
10275 WEST HIGGINS ROAD · ROSEMONT, IL 60018  
Tel: 800-322-2086 · Fax: 888-423-1882 · [www.philips.com/advance](http://www.philips.com/advance)  
Customer Support/Technical Service: 800-372-3331 · OEM Support: 866-915-5886



## Electrical Specifications

<b>LEDINTA1500C100DOM</b>	
Brand Name	XITANIUM
Description	XITANIUM 150W 1.5A 0-10 GL-F sXt
Input Voltage	120~277
Input Frequency	50/60Hz
RoHS	Yes
Status	Active

### Installation & Application Notes:

#### Section I – Physical Characteristics

- 1.1 LED Driver shall be installed inside an electrical enclosure
- 1.2 Wiring inside electrical enclosure shall comply with 600V/105°C rating or higher.

#### Section II – Performance

- 2.1 LED Driver has a rated lifetime of 50,000 hours @ TC <=75C.
- 2.2 LED Driver tolerates sustained open circuit and short circuit output conditions without damage.
- 2.3 LED Driver maximum allowable case temperature is 80°C – see product label for measurement location.
- 2.4 LED Driver reduces output power to LEDs if its case temperature exceeds >90°C –thermal protection.
- 2.5 LED Driver complies with the requirements of UL, CSA, FCC47 subpart I5.

### ELECTRICAL RATINGS:

Model	Input, 50/60 Hz		Output (Nominal)		
	V	A	V DC	mA DC	Watts
LEDINTA1050C140DO	120/200/240/277	1.37/0.82/0.68/0.59	40-140	1050	150
LEDINTA1500C100DO	120/200/240/277	1.39/0.82/0.69/0.60	30-100	1500	150

#### Section III – Conditions of acceptability (File E321253)

When installed in the end-use equipment, the following are among the considerations to be made:

- 3.1 The equipment shall be installed in compliance with the enclosure, mounting, spacing, casualty and the segregation requirements of the end-product standard.
- 3.2 \* Deleted.
- 3.3 These drivers should be used within the recognized ratings.
- 3.4 The driver is suitable for use in “DAMP” and “DRY” locations.
- 3.5 The maximum available output parameters from the (0-10 V) dimming circuit provided on LED driver were tested in accordance with supplement (SB) of UL935 and was found permissible for connection via Class 2 wiring.
- 3.6 When the drivers are installed in the end-use application, the case temperature should not exceed the manufacturer's declared temperature limits specified in the following table:

Model No.	Input Voltage, Hz	Max. Case @ Tc, °C
LEDINTA1050C140DO, LEDINTA1500C100DO	120-277, 60 Horizontal	80

- 3.7 The maximum measured leakage current was 0.230 MIU while was connected to a 120 V branch source and 0.58 MIU while connected to a 277 V source of supply.
- 3.8 Driver enclosure must be grounded in the end product.

Revised 04/09/2012

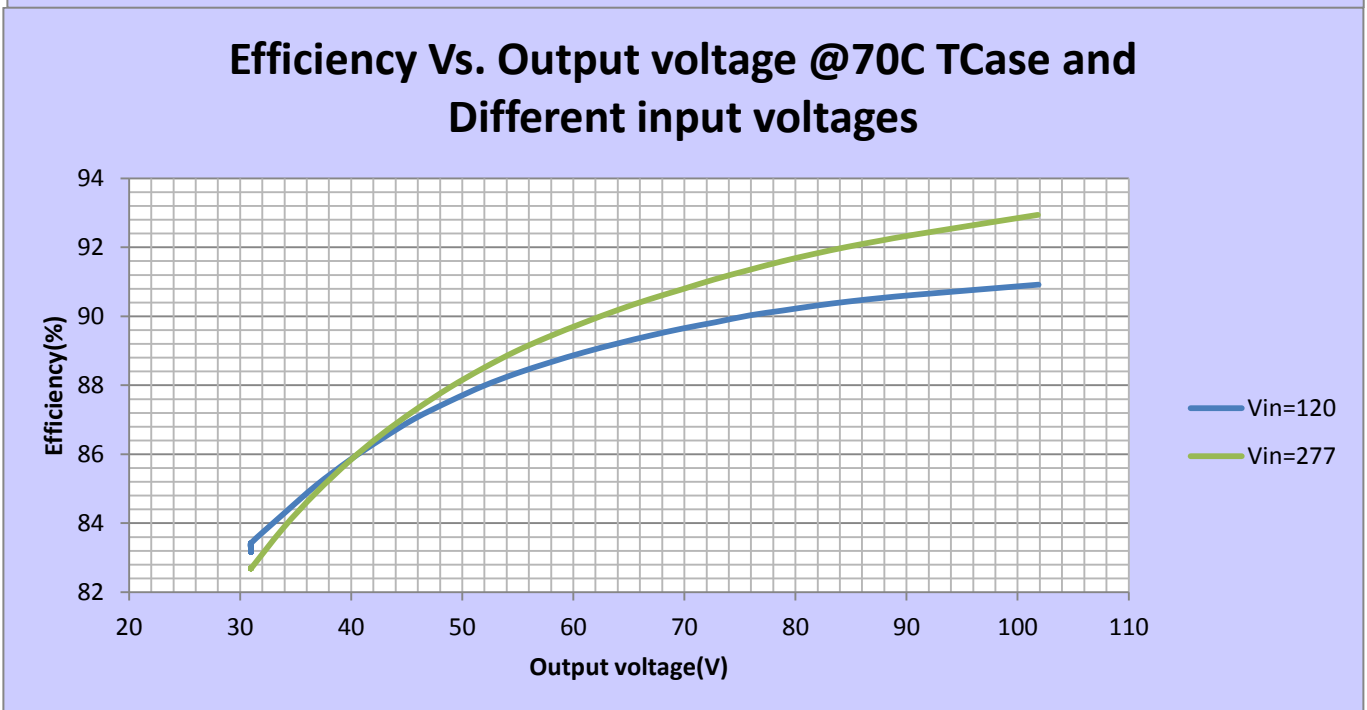
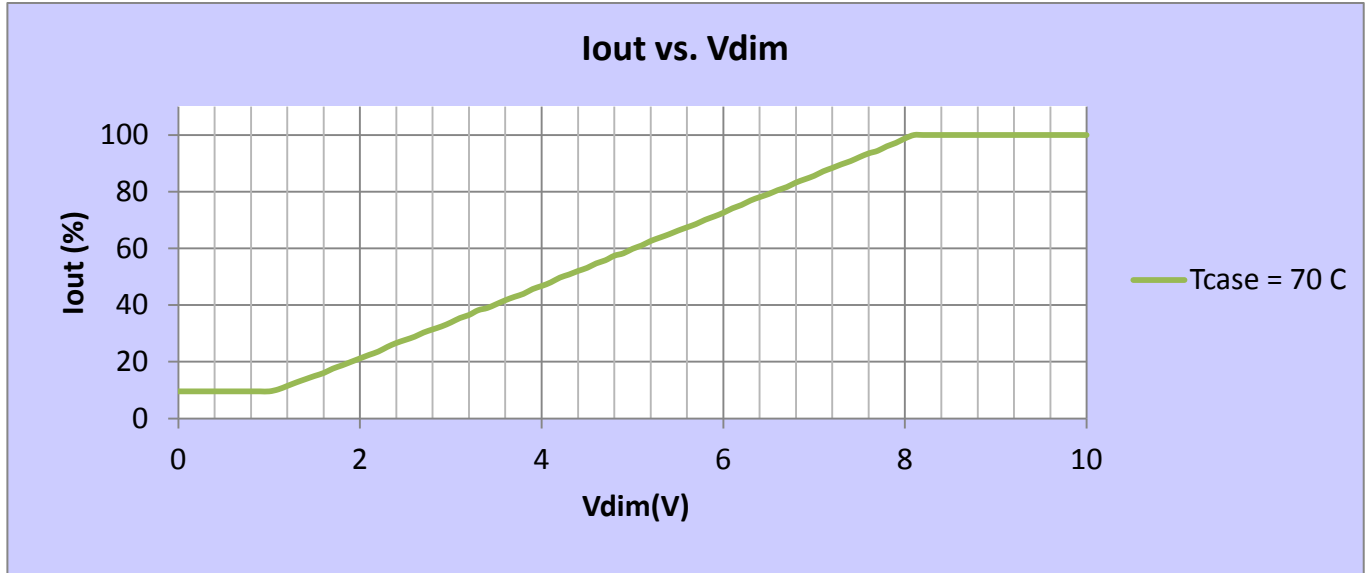
**PHILIPS LIGHTING ELECTRONICS N.A.**  
 10275 WEST HIGGINS ROAD · ROSEMONT, IL 60018  
 Tel: 800-322-2086 · Fax: 888-423-1882 · www.philips.com/advance  
 Customer Support/Technical Service: 800-372-3331 · OEM Support: 866-915-5886



## LEDINTA1500C100DOM

Brand Name	XITANIUM
Description	XITANIUM 150W 1.5A 0-10 GL-F sXt
Input Voltage	120~277
Input Frequency	50/60Hz
RoHS	Yes
Status	Active

### Electrical Specifications



Revised 04/09/2012

### PHILIPS LIGHTING ELECTRONICS N.A.

10275 WEST HIGGINS ROAD · ROSEMONT, IL 60018

Tel: 800-322-2086 · Fax: 888-423-1882 · [www.philips.com/advance](http://www.philips.com/advance)

Customer Support/Technical Service: 800-372-3331 · OEM Support: 866-915-5886

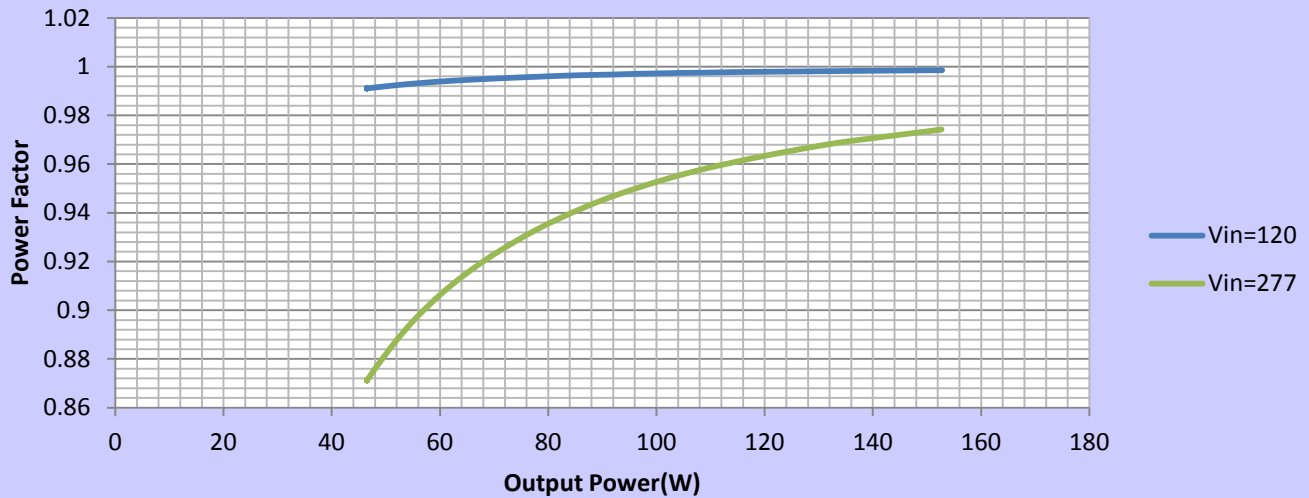


## LEDINTA1500C100DOM

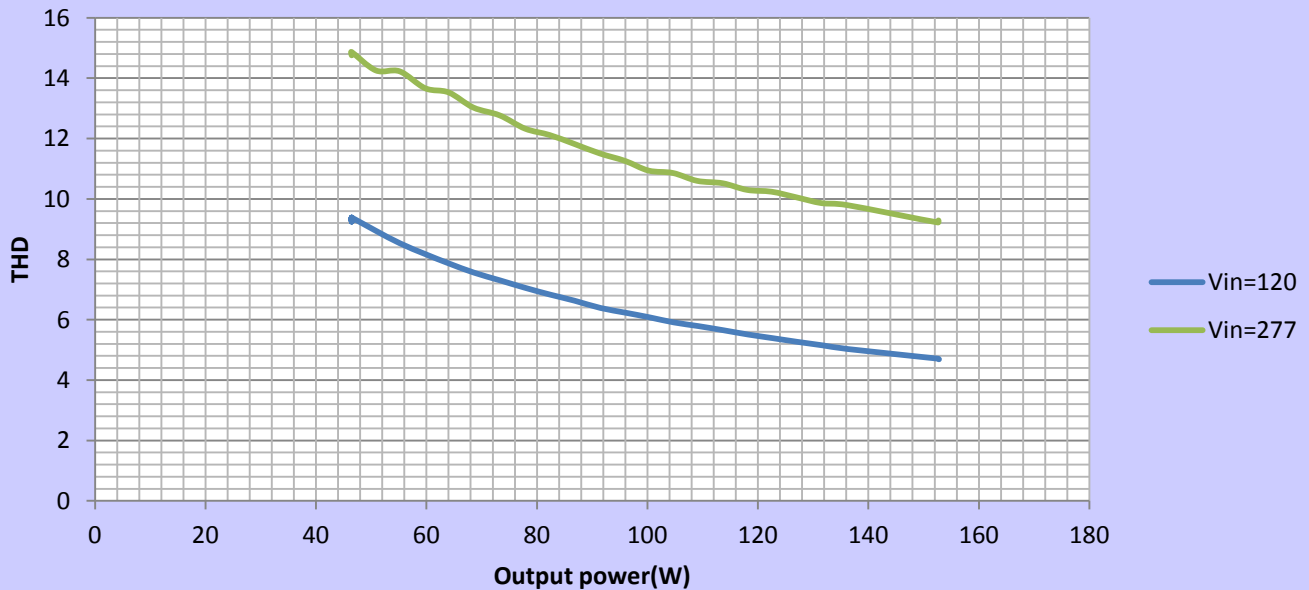
Brand Name	XITANIUM
Description	XITANIUM 150W 1.5A 0-10 GL-F sXt
Input Voltage	120~277
Input Frequency	50/60Hz
RoHS	Yes
Status	Active

### Electrical Specifications

#### Power factor Vs. Output Power @70C TCASE



#### THD Vs Output Power @70C TCASE



Revised 04/09/2012

### PHILIPS LIGHTING ELECTRONICS N.A.

10275 WEST HIGGINS ROAD · ROSEMONT, IL 60018

Tel: 800-322-2086 · Fax: 888-423-1882 · [www.philips.com/advance](http://www.philips.com/advance)

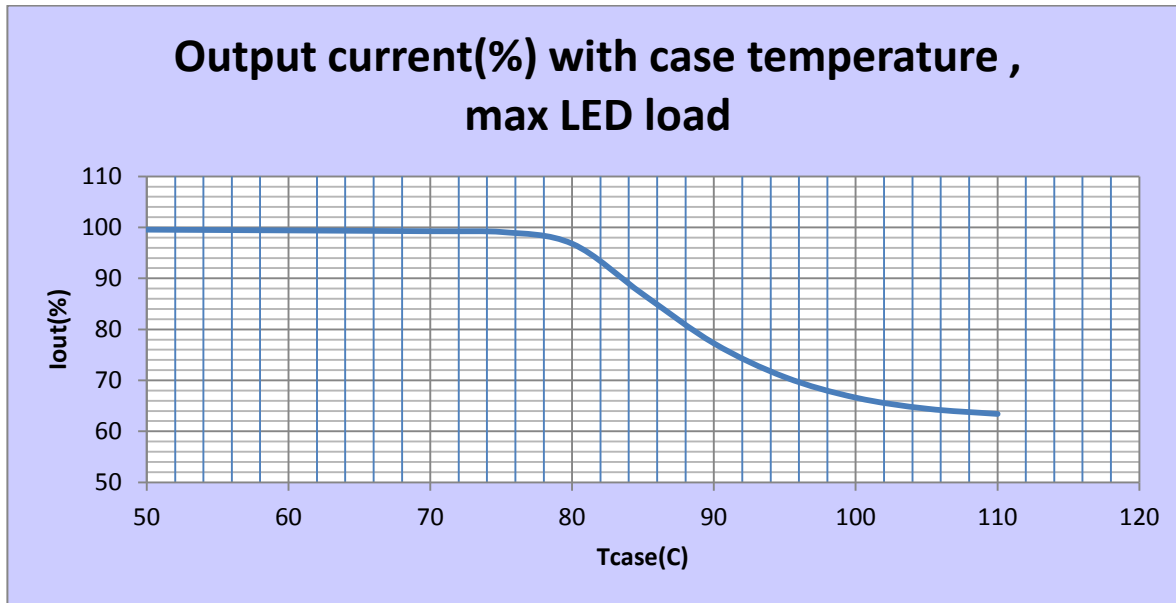
Customer Support/Technical Service: 800-372-3331 · OEM Support: 866-915-5886

## LEDINTA1500C100DOM

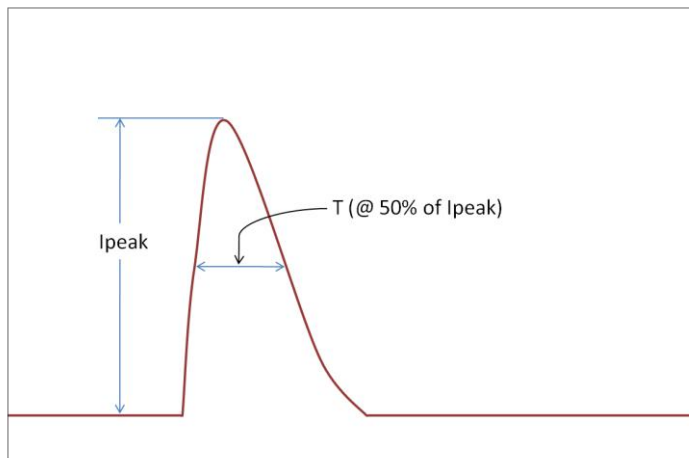
Brand Name	XITANIUM
Description	XITANIUM 150W 1.5A 0-10 GL-F sXt
Input Voltage	120~277
Input Frequency	50/60Hz
RoHS	Yes
Status	Active

### Electrical Specifications

I<sub>out</sub> vs. T<sub>case</sub> of Driver:



Inrush Current Info:



V <sub>in</sub>	I <sub>peak</sub>	T (@ 50% of I <sub>peak</sub> )
120 V <sub>rms</sub>	55 A	160 μs
277 V <sub>rms</sub>	125 A	160 μs

Revised 04/09/2012

### PHILIPS LIGHTING ELECTRONICS N.A.

10275 WEST HIGGINS ROAD · ROSEMONT, IL 60018  
 Tel: 800-322-2086 · Fax: 888-423-1882 · [www.philips.com/advance](http://www.philips.com/advance)  
 Customer Support/Technical Service: 800-372-3331 · OEM Support: 866-915-5886

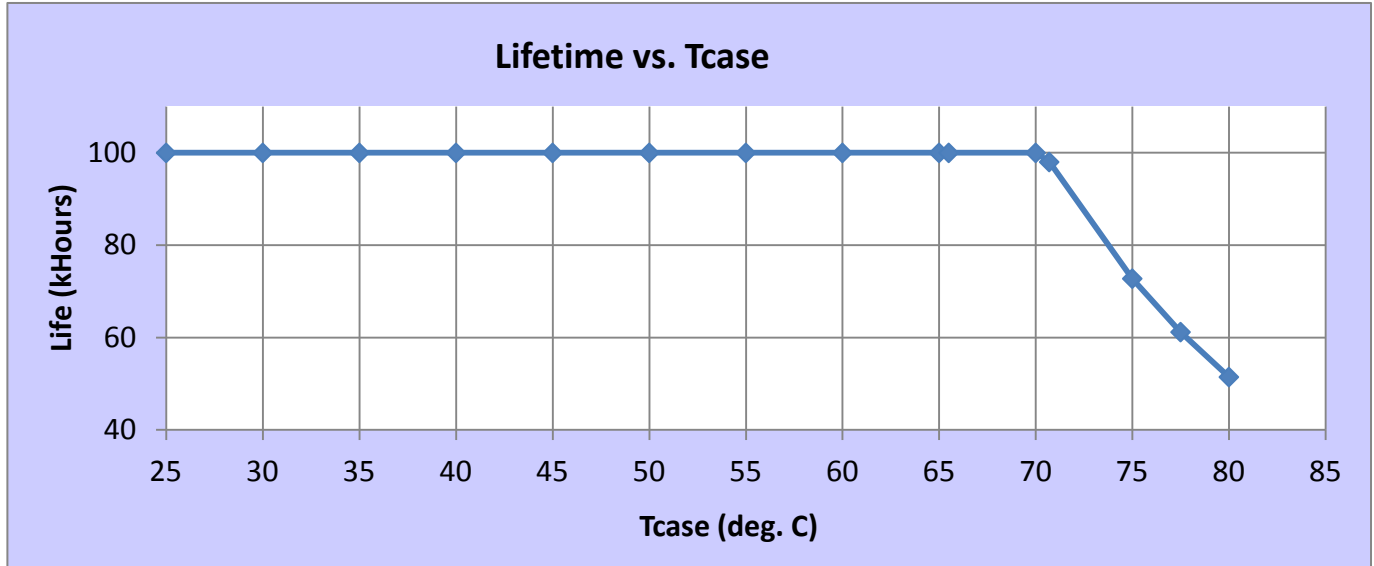


## LEDINTA1500C100DOM

Brand Name	XITANIUM
Description	XITANIUM 150W 1.5A 0-10 GL-F sXt
Input Voltage	120~277
Input Frequency	50/60Hz
RoHS	Yes
Status	Active

### Electrical Specifications

#### Lifetime vs. Tcase of Driver:



#### Failure Rate Info:

- <0.01% per 1 kHr @ ≤ Tcase 70 C

#### Isolation:

Isolation	Input Wires	Output Wires	0-10V Wires	Chassis
Input Wires	NA	1750	1750	3750
0-10V Wires	1750	1750	NA	3750
Chassis	3750	3750	3750	NA

#### Revision History:

Rev No.	Date	Description	Approval	Remarks
1.1	04/06/2012	*Change status to "Active"	N.T.	
1.2	04/06/2012	* Add Cycling Temperature to Product Data Table	N.T.	
1.3	04/09/2012	* Add COA	N.T.	
1.4	04/09/2012	* Add Envir. Protection Rating	N.T.	

Revised 04/09/2012

### PHILIPS LIGHTING ELECTRONICS N.A.

10275 WEST HIGGINS ROAD · ROSEMONT, IL 60018  
 Tel: 800-322-2086 · Fax: 888-423-1882 · www.philips.com/advance  
 Customer Support/Technical Service: 800-372-3331 · OEM Support: 866-915-5886