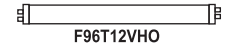
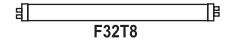



WH7-120-H

Instant Start Fluorescent Ballast

- Solid State Electronic Ballast
- Input Voltage: 120VAC, 60Hz
- Instant Start
- UL / cUL Listed, Class "P", 1 or 2 Outdoor



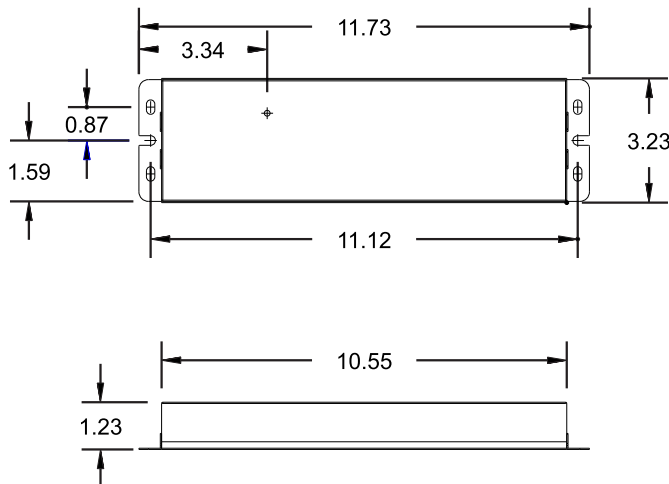
General Specifications

Input Voltage	120VAC ±10%, 60Hz
EMI / RFI Compliance	FCC Part 18-A (Non-Consumer)
Sound Rating	" A "
Ballast Type	Instant Start
Voltage Transients	ANSI 62.41
Input Protection	Fuse
Output Protection	EOL
Min. Lamp Start	See lamp specs
Max. Case Temp	70°C (158°F)
Approvals Class	UL / cUL Listed, Class "P", 1 or 2 Outdoor
Warranty	5 Years from the date of manufacture when properly installed

Electrical Data

Lamp Wattage / Type	Lamps Operated	Input Wattage	Line Current	Power Factor	Ballast Factor	Efficacy Factor	THD
F54T5HO	4	202	1.80	0.94	0.80	0.39	36%
F96T12VHO	1	192	1.73	0.93	0.89	0.46	36%
F32T8	3	155	1.40	0.93	1.58	1.01	38%
F71T12HO	1	97	0.88	0.92	0.66	0.68	40%
F71T12HO	2	146	1.32	0.92	0.71	0.49	38%
F71T12HO	2	194	1.75	0.92	0.97	0.50	37%

Mechanical Data



Wiring Diagrams

Wire Color	Length (Inches)
Black	18" ±1"
White	18" ±1"
Red	60" ±1"
Blue	24" ±1"
Yellow	120" ±1"

Wiring configurations vary depending on the lamp type. Please refer to Fulham's Wiring Diagram Finder in the link below:

<https://www.fulham.com/contact-us/wiring-diagrams/>

Where : L = Length, W = Width, H = Height