



### ■ Features :

- AC input 180~264VAC
- Withstand 300VAC surge input for 5 seconds
- Design against rain splash
- Protections: Short circuit / Overload / Over voltage/ Over temperature
- Cooling by free air convection
- LED indicator for power on
- Low cost, high reliability
- 100% full load burn-in test
- 3 years warranty



(except for 12V)

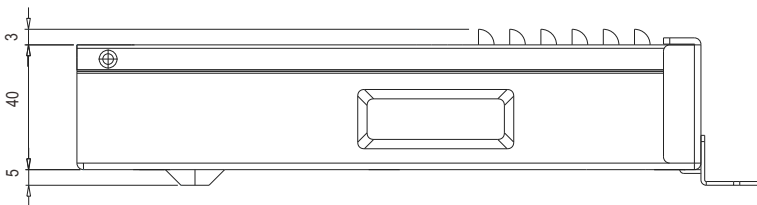
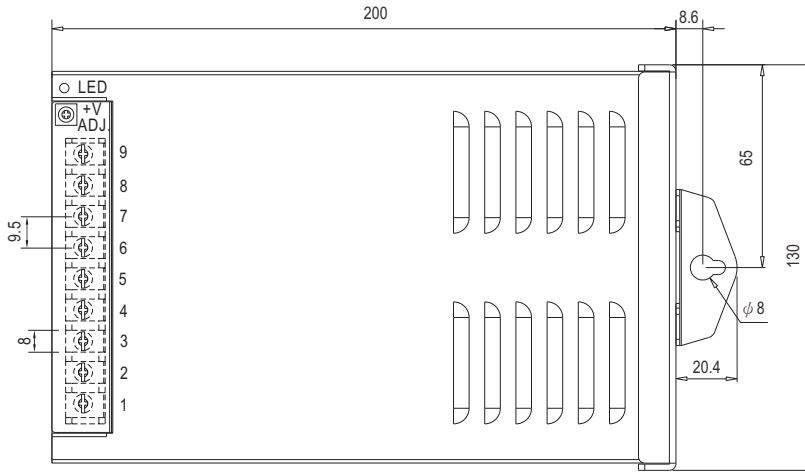


### SPECIFICATION

MODEL	ERP-350-12	ERP-350-24	ERP-350-36	ERP-350-48	
OUTPUT	DC VOLTAGE	12V	24V	36V	48V
	RATED CURRENT	26.7A	14.6A	9.7A	7.3A
	CURRENT RANGE	0 ~ 26.7A	0 ~ 14.6A	0 ~ 9.7A	0 ~ 7.3A
	RATED POWER	320.4W	350.4W	349.2W	350.4W
	RIPPLE & NOISE (max.) Note.2	150mVp-p	150mVp-p	240mVp-p	240mVp-p
	VOLTAGE ADJ. RANGE	10.8 ~ 13.2V	21.6 ~ 26.4V	32.4 ~ 39.6V	43.2 ~ 52.8V
	VOLTAGE TOLERANCE Note.3	±1.0%	±1.0%	±1.0%	±1.0%
	LINE REGULATION	±0.5%	±0.5%	±0.5%	±0.5%
	LOAD REGULATION	±0.5%	±0.5%	±0.5%	±0.5%
	SETUP, RISE TIME	1500ms, 200ms/230VAC			
HOLD UP TIME (Typ.)	20ms/230VAC				
INPUT	VOLTAGE RANGE	180 ~ 264VAC 254 ~ 370VDC			
	FREQUENCY RANGE	47 ~ 63Hz			
	EFFICIENCY (Typ.)	87%	89%	90%	90%
	AC CURRENT (Typ.)	4A/230VAC			
	INRUSH CURRENT (Typ.)	90A/230VAC			
	LEAKAGE CURRENT	<1mA/ 240VAC			
PROTECTION	OVER LOAD	110 ~ 140% rated output power	130 ~ 180% rated output power	120 ~ 160% rated output power	
		Protection type : Hiccup mode, recovers automatically after fault condition is removed			
	OVER VOLTAGE	13.8 ~ 16.2V	27.6 ~ 32.4V	41.4 ~ 46.8V	57.6 ~ 67.2V
	Protection type :Hiccup mode, recovers automatically after fault condition is removed				
	OVER TEMPERATURE	Shut down O/P voltage, recovers automatically after temperature goes down			
ENVIRONMENT	WORKING TEMP.	-30 ~ +60°C (Refer to output load derating curve)			
	WORKING HUMIDITY	20 ~ 90% RH non-condensing			
	STORAGE TEMP., HUMIDITY	-30 ~ +85°C, 10 ~ 95% RH			
	TEMP. COEFFICIENT	±0.05%/°C (0 ~ 50°C)			
	VIBRATION	10 ~ 500Hz, 3G 10min./1cycle, 60min. each along X, Y, Z axes			
SAFETY & EMC	SAFETY STANDARDS	UL60950-1,GB4943.1-2011(except for ERP-350-12) approved			
	WITHSTAND VOLTAGE	I/P-O/P:3KVAC I/P-FG:2KVAC O/P-FG:0.5KVAC			
	ISOLATION RESISTANCE	I/P-O/P, I/P-FG, O/P-FG:100M Ohms/500VDC / 25°C / 70% RH			
	EMC EMISSION	Refer to EN55022 (CISPR22) class A			
	EMC IMMUNITY	Refer to EN61000-4-5;light industry level,criteria A			
OTHERS	MTBF	321.040Khrs min. MIL-HDBK-217F (25°C)			
	DIMENSION	220.4*130*48mm (L*W*H)			
	PACKING	0.9Kg; 9 pcs/11Kg/0.63CUFT			
NOTE	<p>1. All parameters NOT specially mentioned are measured at 230VAC input, rated load and 25°C of ambient temperature.</p> <p>2. Ripple &amp; noise are measured at 20MHz of bandwidth by using a 12" twisted pair-wire terminated with a 0.1uf &amp; 47uf parallel capacitor.</p> <p>3. Tolerance : includes set up tolerance, line regulation and load regulation.</p>				

**Mechanical Specification**

Case No.230 Unit:mm

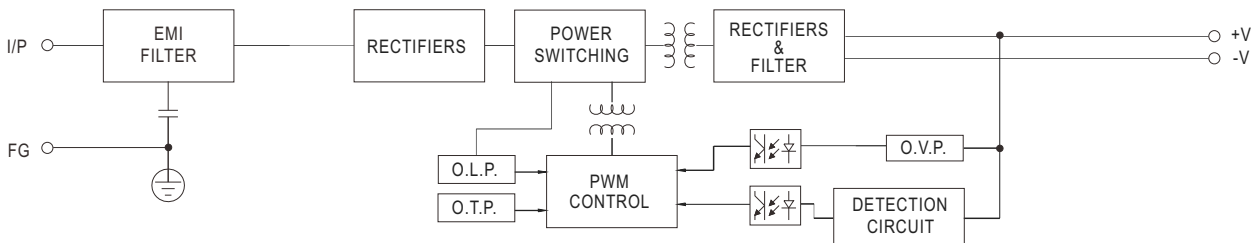


Terminal Pin No. assignment :

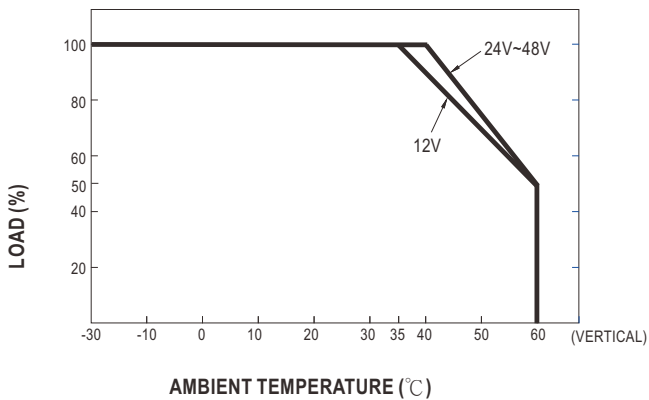
Pin No.	Assignment	Pin No.	Assignment
1	AC/L	4~6	DC OUTPUT -V
2	AC/N	7~9	DC OUTPUT +V
3	FG		

**Block Diagram**

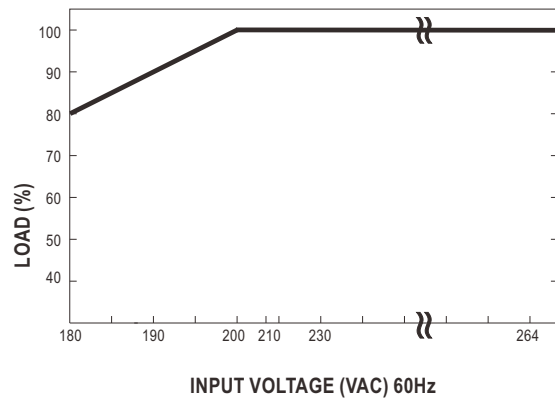
fosc : 90KHz



**Derating Curve**

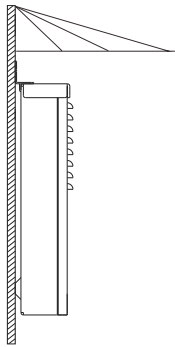


**Static Characteristics**




**Installation**

1. ERP-350 is designed for outdoor application and should be installed in the place with shelter.
2. ERP-350 should be installed in an upright position, leaning forward, backward or lay flat are not allowed



Correct installation method



Faulty installation methods

3. For heat dissipation, at least 10cm installation distance around the PSU should be kept, shown as below:

